




# Ministry of Finance of Georgia

Public Debt Management Department

## Monthly Debt Report

July 2023



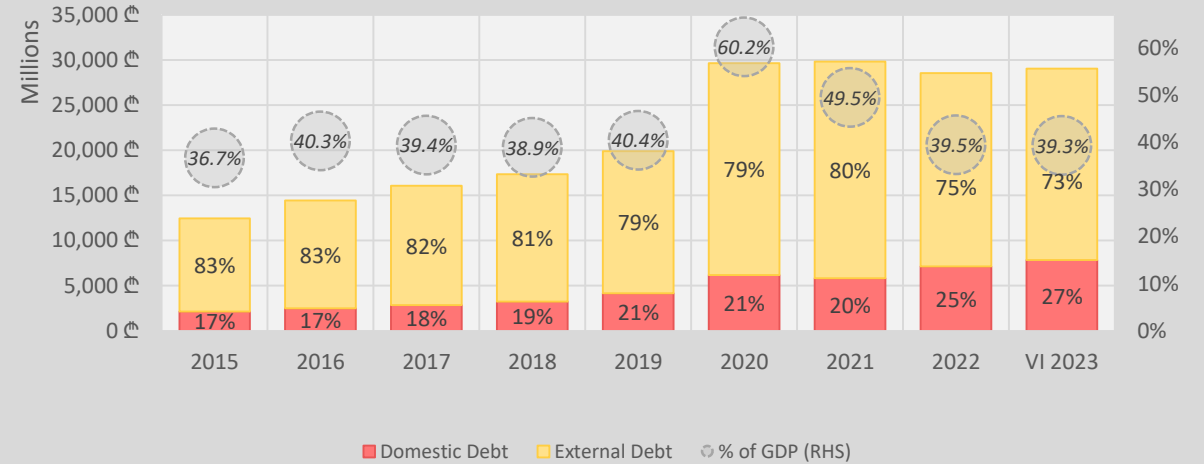
# Content

<u>General Government Debt Dynamics</u> .....	1
External Debt:	
<u>Stock Dynamics and Composition</u> .....	2
<u>Eurobond Data and Portfolio Indicators</u> .....	3
Domestic Debt:	
<u>Portfolio Structure and Indicators</u> .....	4
<u>Treasury Securities Market</u> .....	5
<u>Portfolio Dynamics</u> .....	6
<u>Treasury Auction Indicators</u> .....	7
<u>Benchmark Bonds and Key Points</u> .....	8
<u>Auction Calendar and PDs</u> .....	9

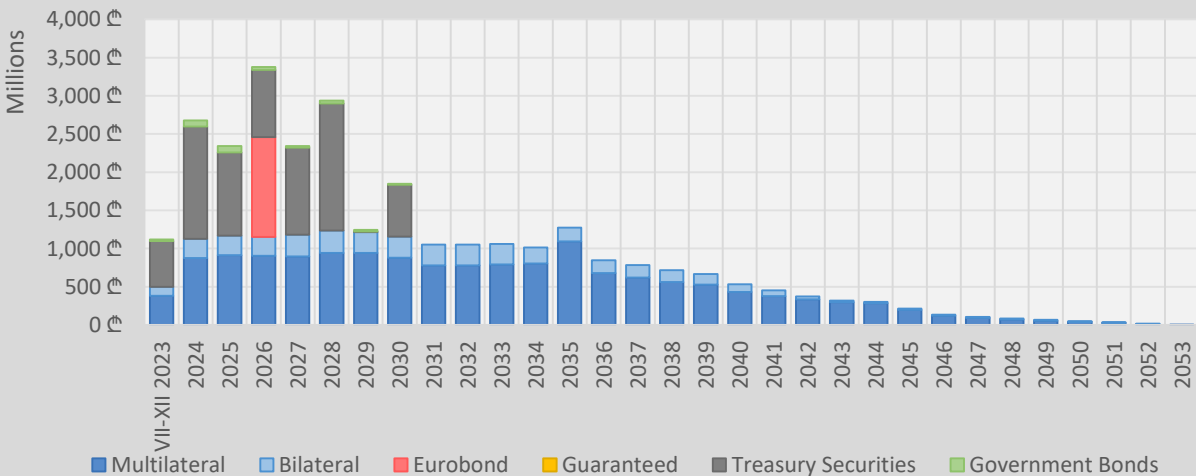
# General Government Debt Dynamics

Debt Structure	Stock (Million GEL)		% of Total		% Change
	Jun-23	2022	Jun-23	2022	
<b>External</b>	<b>21,192</b>	<b>21,392</b>	<b>72.9%</b>	<b>74.8%</b>	<b>-0.9%</b>
Eurobond	1,309	1,351	4.5%	4.7%	-3.1%
Bilateral	4,165	4,325	14.3%	15.1%	-3.7%
Multilateral	15,718	15,713	54.1%	55.0%	0.0%
Guaranteed		3	0.0%	0.0%	-100.0%
<b>Domestic</b>	<b>7,861</b>	<b>7,195</b>	<b>27.1%</b>	<b>25.2%</b>	<b>9.3%</b>
Treasury Securities	7,526	6,832	25.9%	23.9%	10.2%
<i>T-Bills</i>	388	383	1.3%	1.3%	1.5%
<i>T-Bonds</i>	7,138	6,450	24.6%	22.6%	10.7%
Government Bonds	251	273	0.9%	1.0%	-8.1%
Loans of Budgetary Organizations	85	90	0.3%	0.3%	-6.1%
<b>Total</b>	<b>29,053</b>	<b>28,587</b>	<b>100.0%</b>	<b>100.0%</b>	<b>1.6%</b>

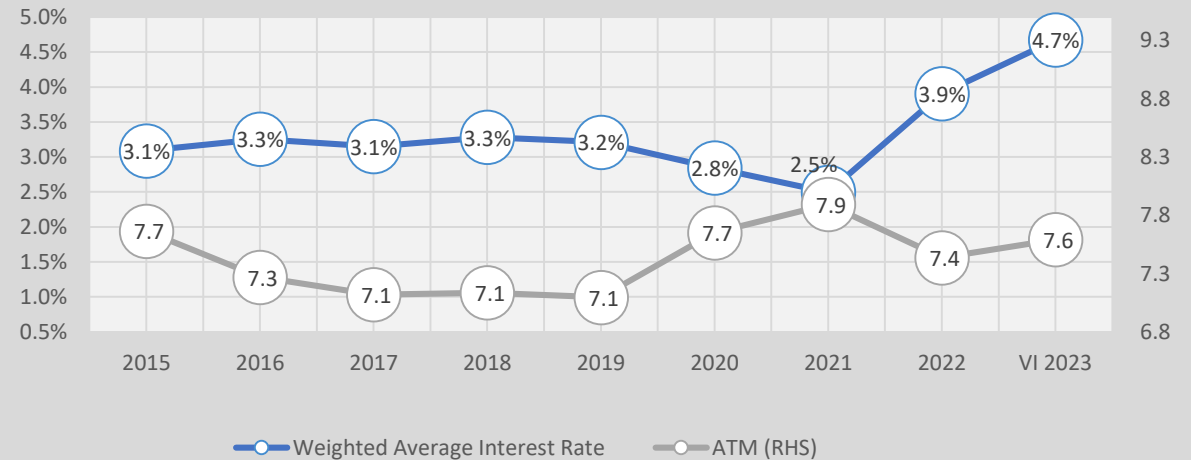
## Portfolio Dynamics



## Debt Service

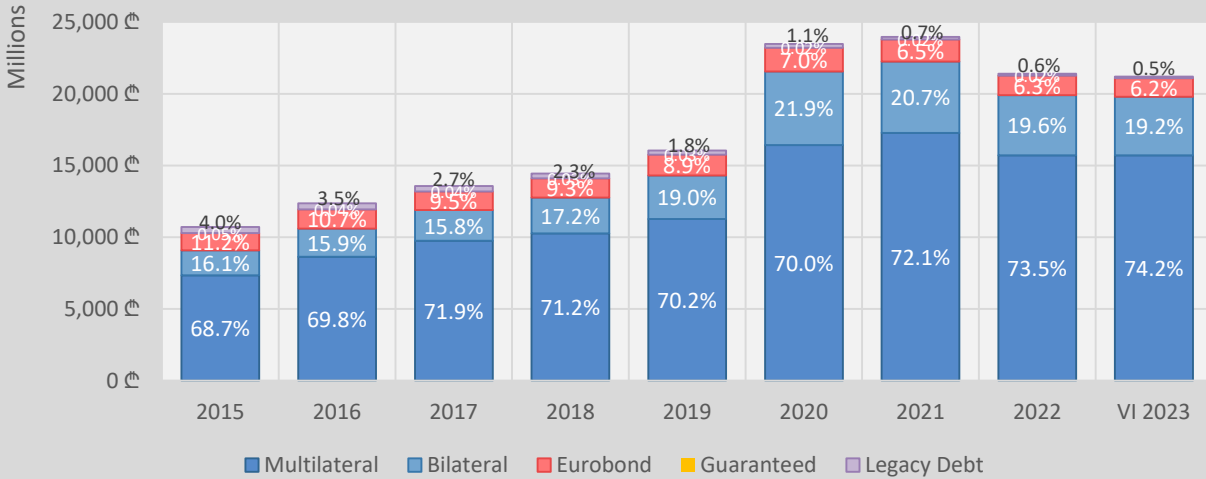


## ATM and Interest Rate

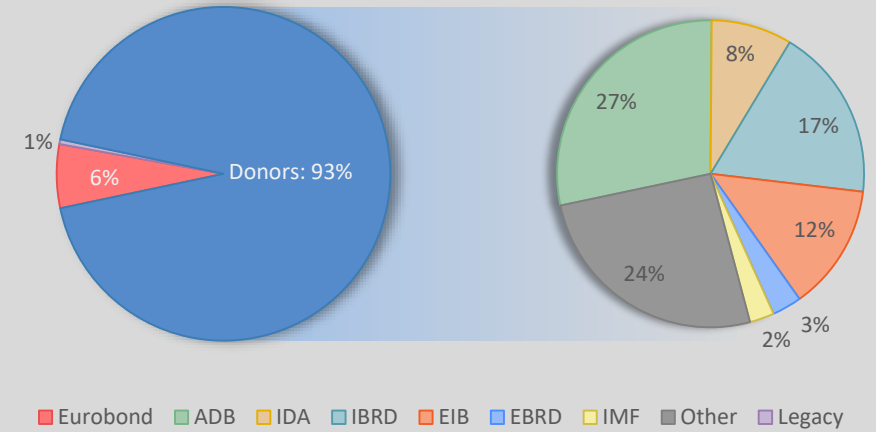


# External Debt: Stock Dynamics and Composition

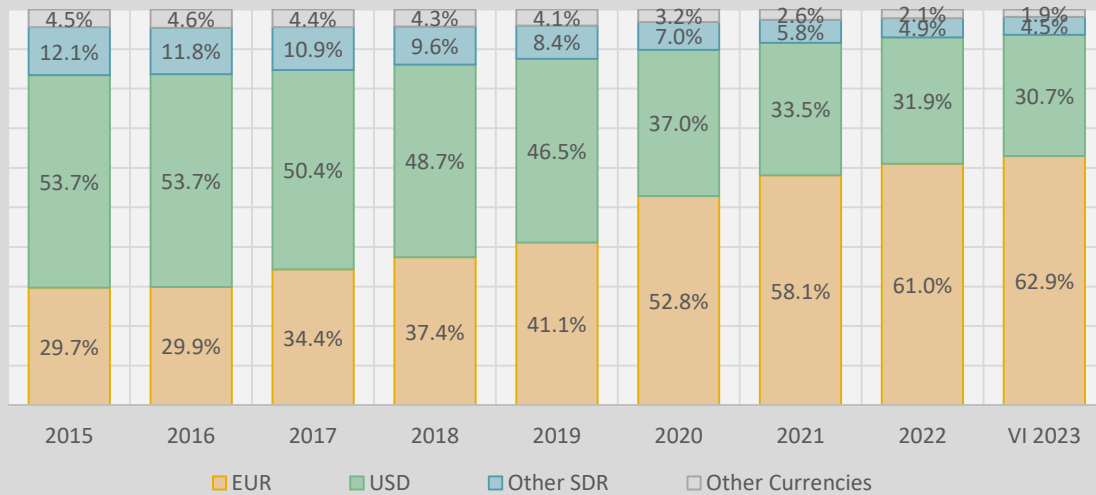
## Structure & Dynamics



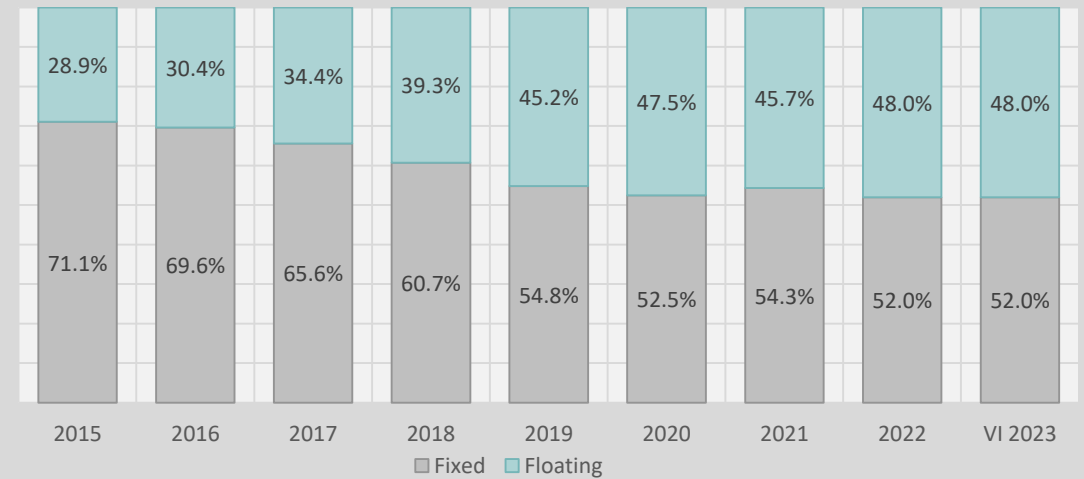
## External Financing by Resources



## Currency Composition\*



## External Debt by Interest Rate Type

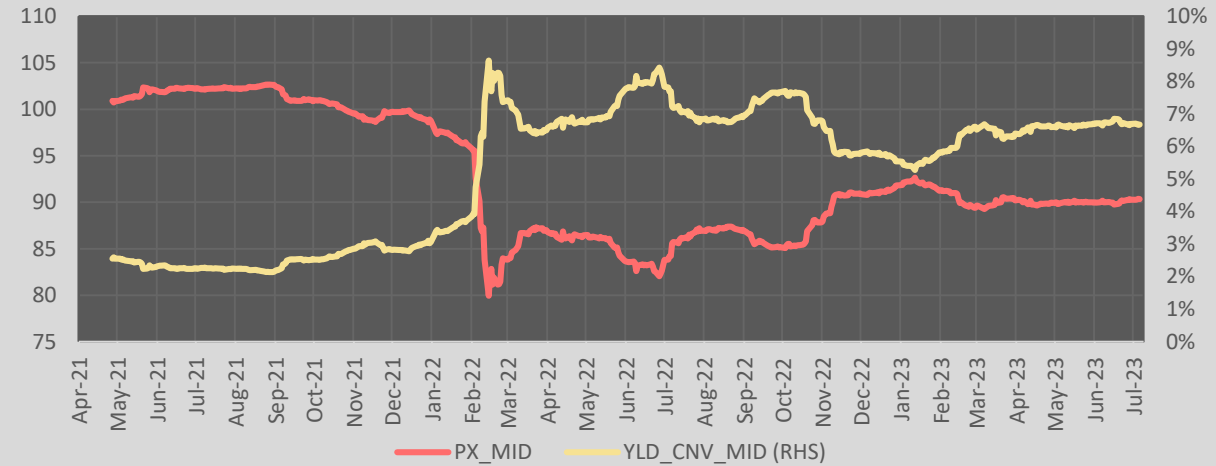


\* Includes SDR Decomposition

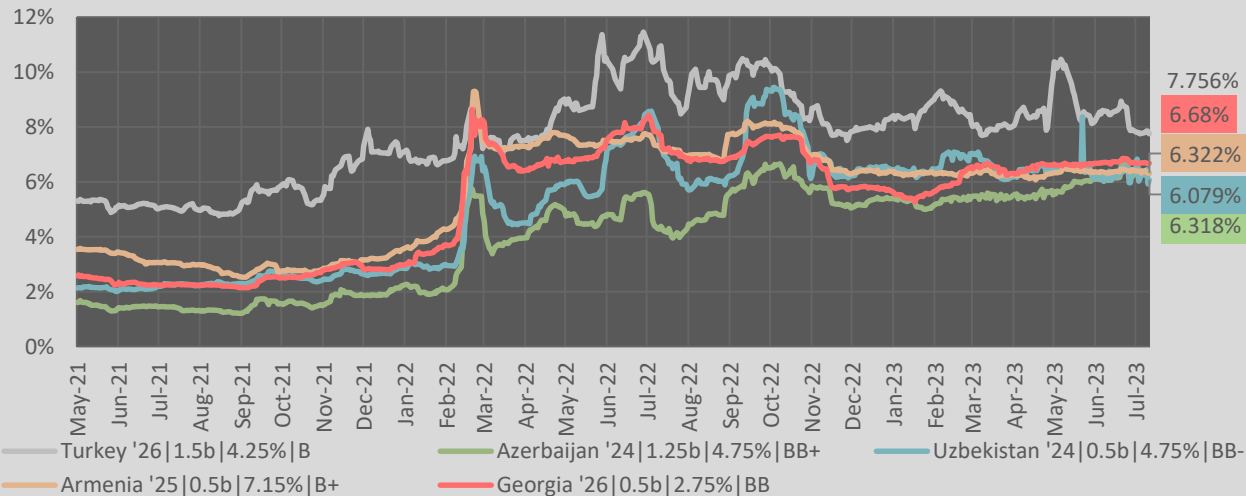
# External Debt: Eurobond Data and Portfolio Indicators

Active Eurobond	
Issuer	Ministry of Finance of Georgia on behalf of Georgia
Ratings	BB (S&P); BB (Fitch); Ba2 (Moody's)
Pricing Date	15 April 2021
Settlement Date	22 April 2021
Issue format	144A/Reg S
Issue size	\$500mm
Maturity Date	22 April 2026
Price	99.422
Benchmark	0.750%. due 31 March 2026
Benchmark Yield	0.801%
Spread to Benchmark	207.4 bps
Midswap Rate	0.888%
Spread to Midswap Rate	198.7 bps
Re-offer Yield	2.875%
Coupon	2.75%
Listing	London Stock Exchange (Regulated Market)
Joint Bookrunners	Goldman Sachs, JPMorgan, ICBC
Co-managers	Galt & Taggart and TBC Capital

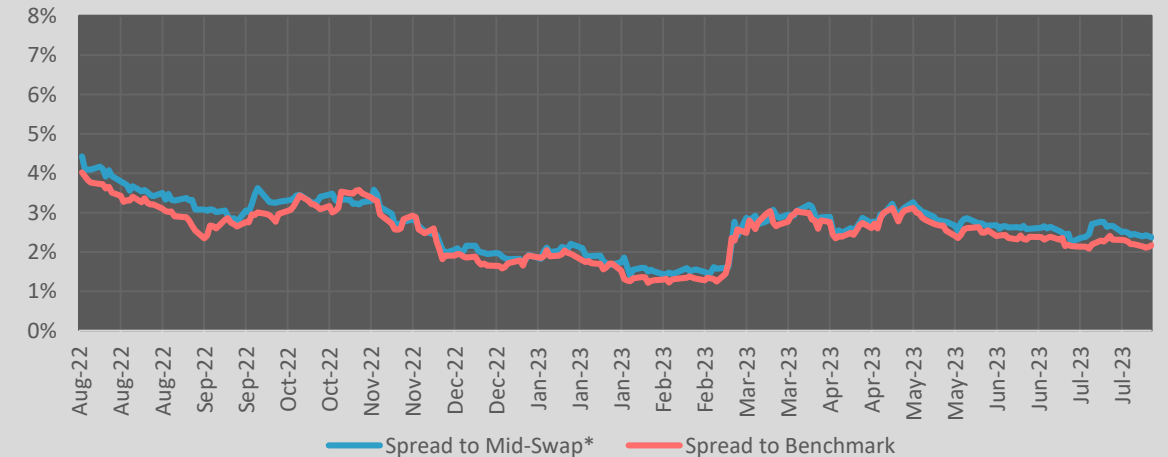
## Eurobond Yield-Price Dynamics



## Comparison of Eurobond Yield Dynamics with Peer Countries



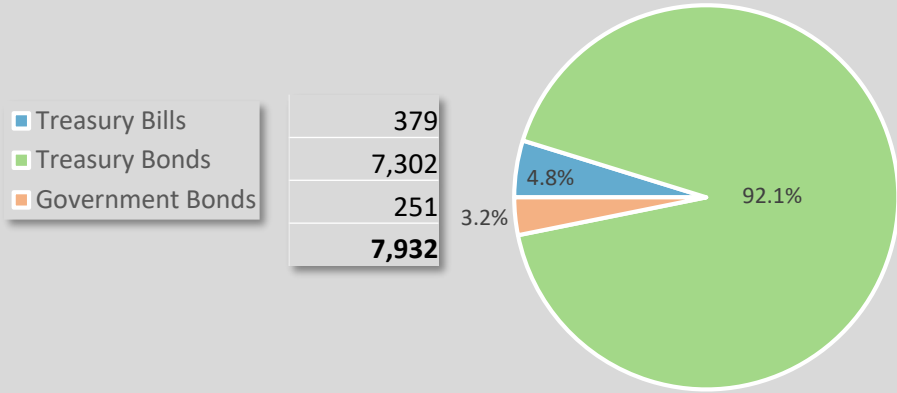
## Eurobond Spread to Benchmark



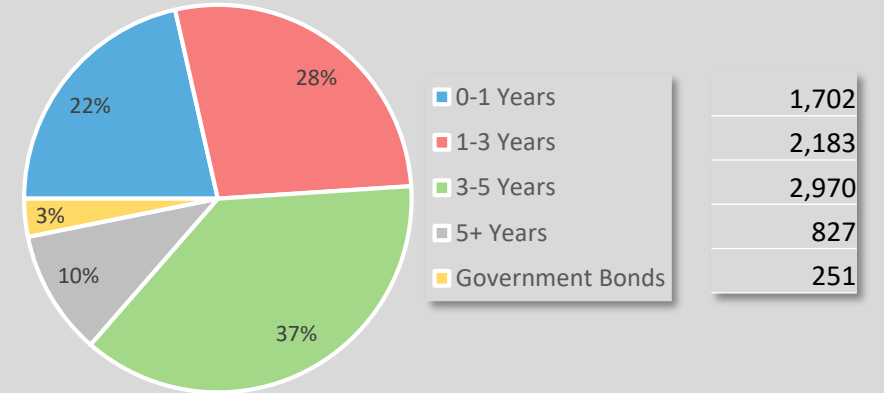
\*5Y SOFR Swap Rate

# Domestic Debt: Portfolio Structure and Indicators

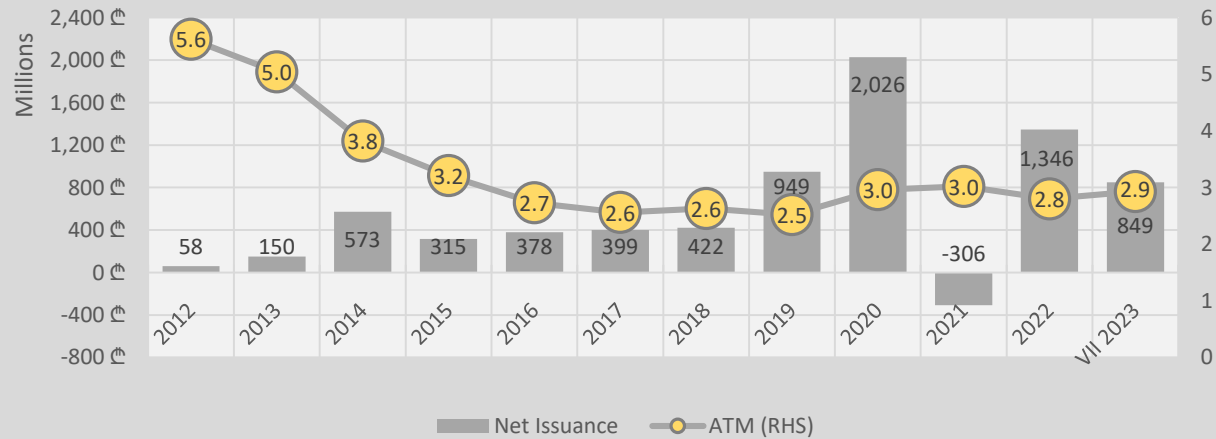
## Outstanding Domestic Debt (Million GEL)



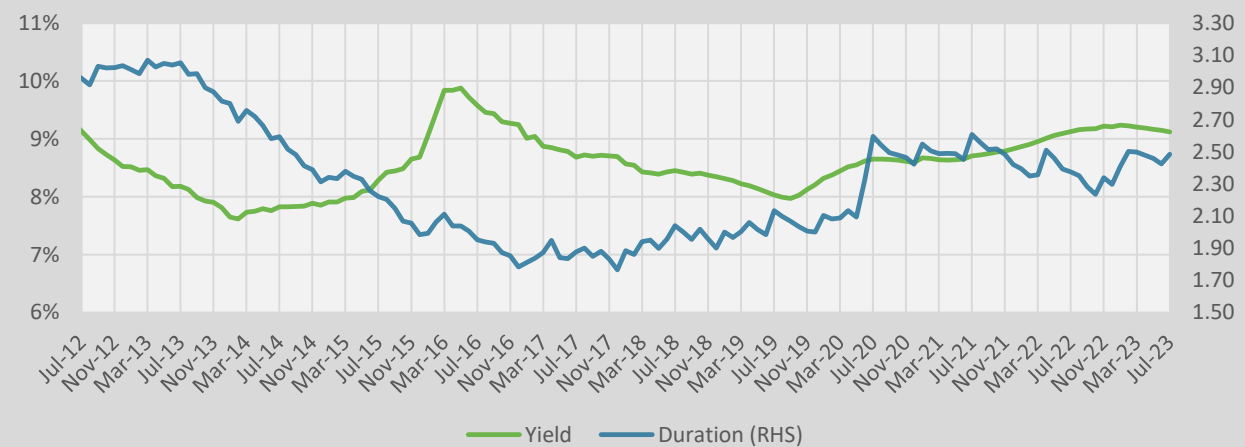
## Outstanding Decomposition (Million GEL)



## Portfolio ATM and Net Issuance (End of Period)

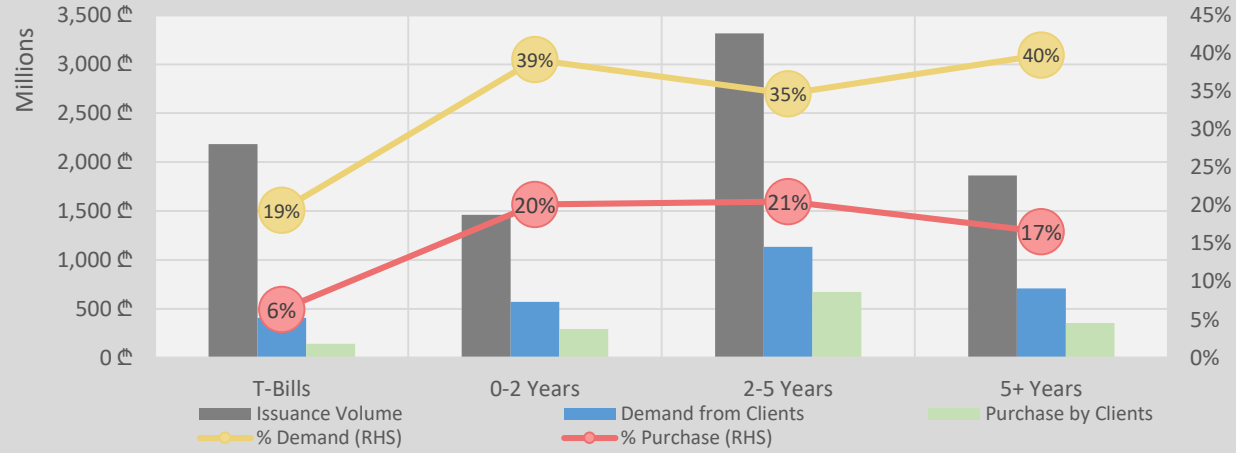


## Portfolio Yield and Duration (End of Month)



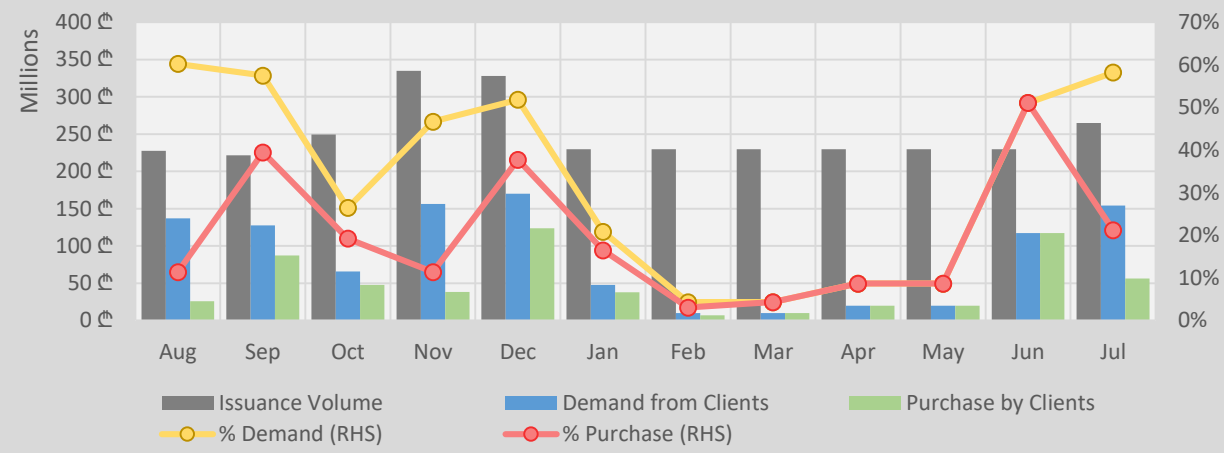
# Domestic Debt: Treasury Securities Market

## Activity of Clients\*: 2020 - 2023



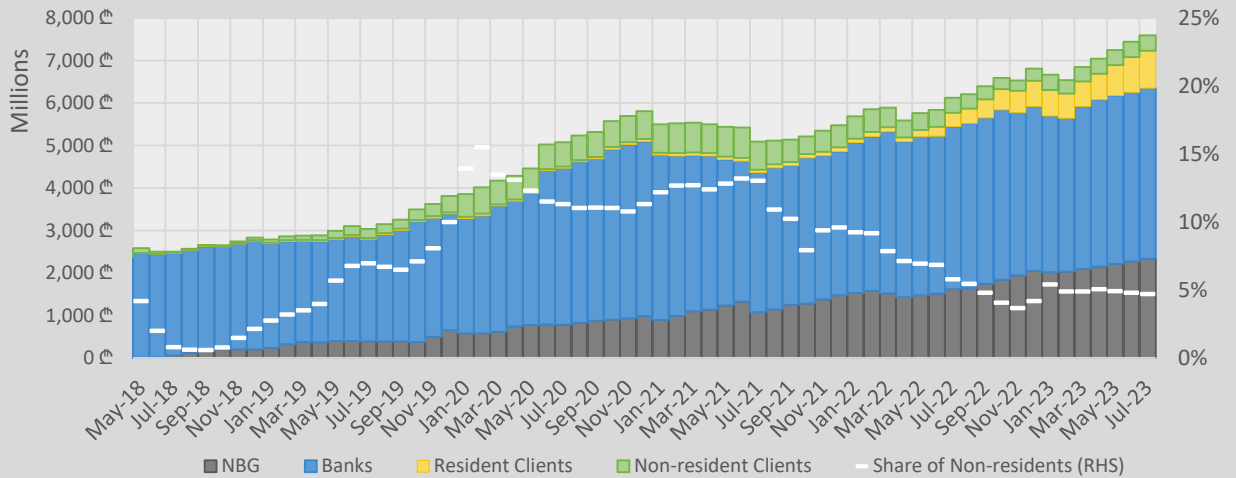
\*Investors Participating via Local Commercial Banks

## Clients' Monthly Activity (Last 12 Months)

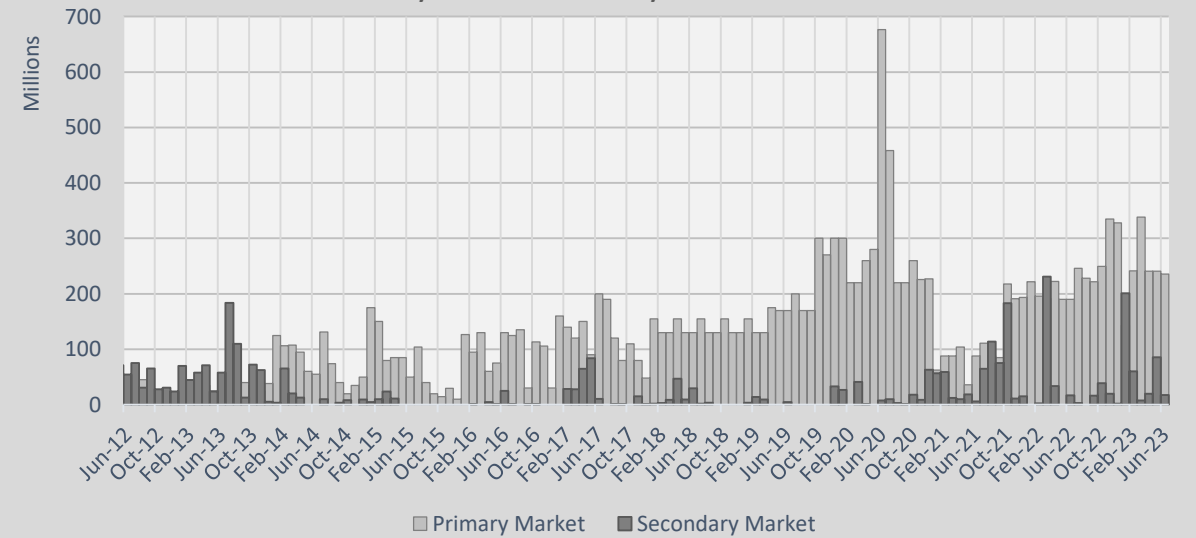


\*Investors Participating via Local Commercial Banks

## Holder of Treasury Securities

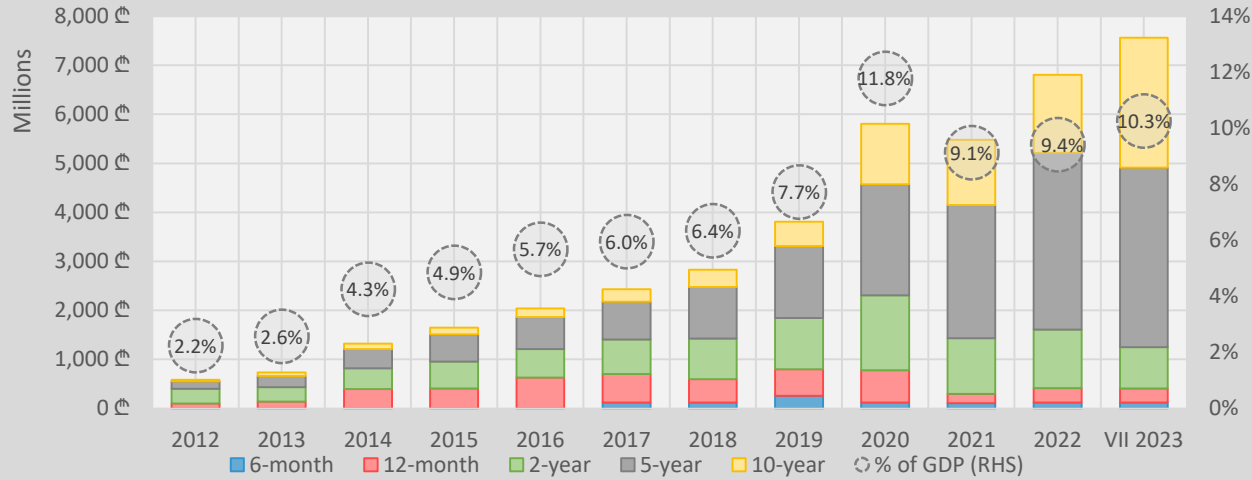


## Primary and Secondary Market Activities

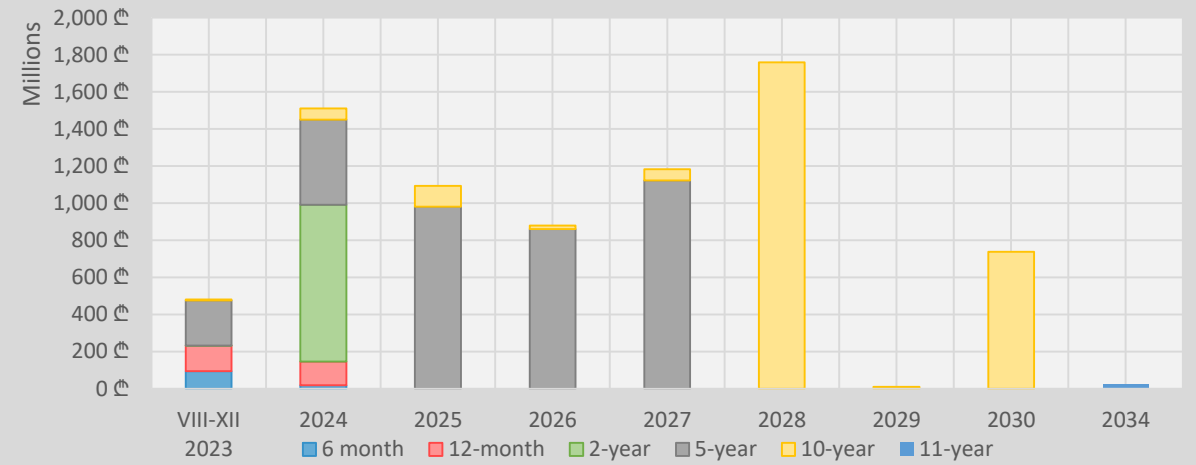


# Domestic Debt: Portfolio Dynamics

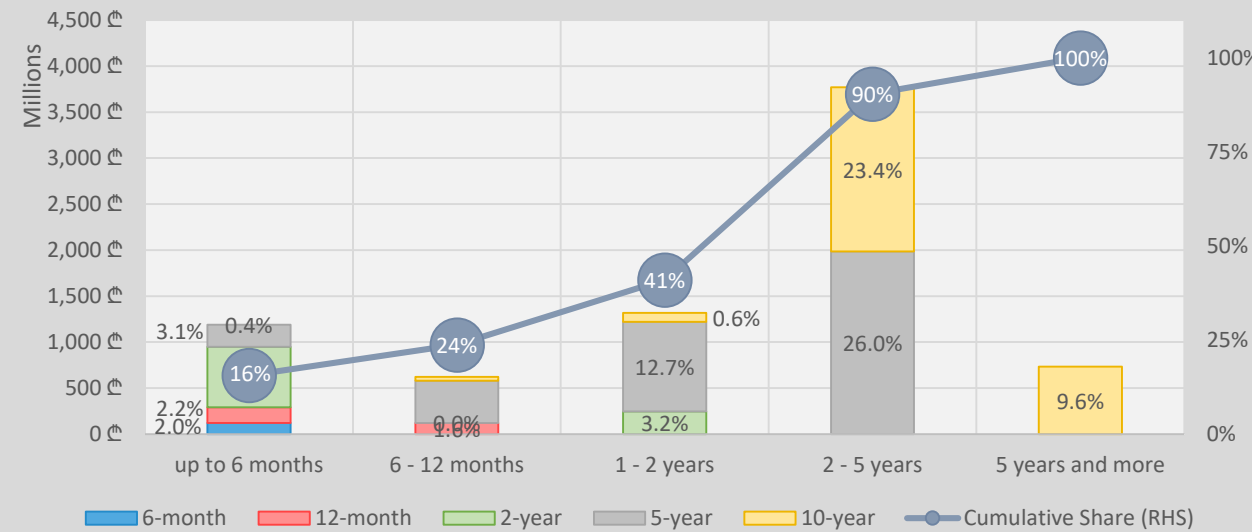
## Dynamics of Treasury Securities' Portfolio



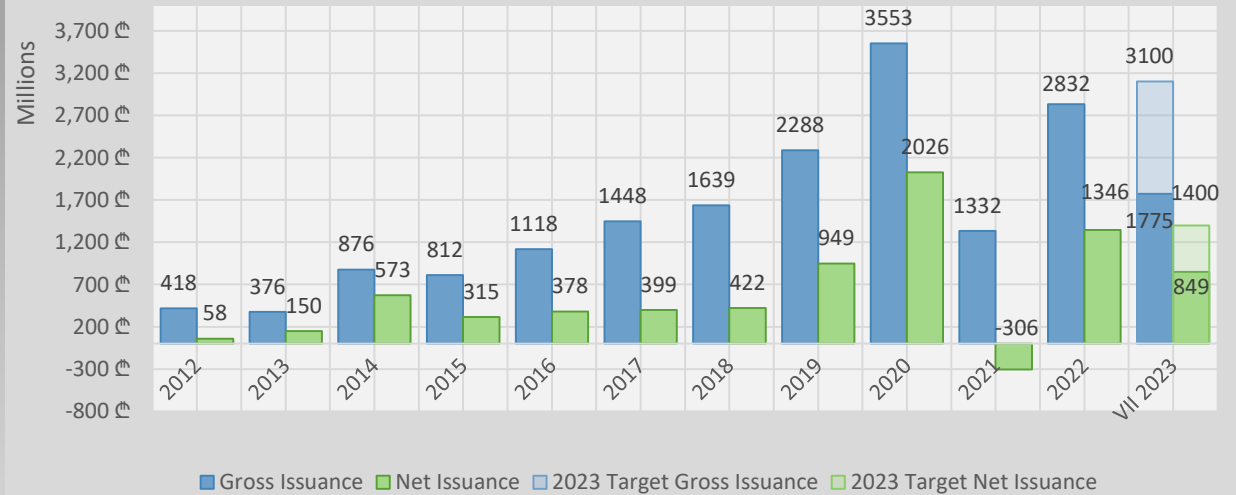
## Redemption Profile of Treasury Securities (Based on Stock)



## Portfolio Composition by Time-to-Maturity



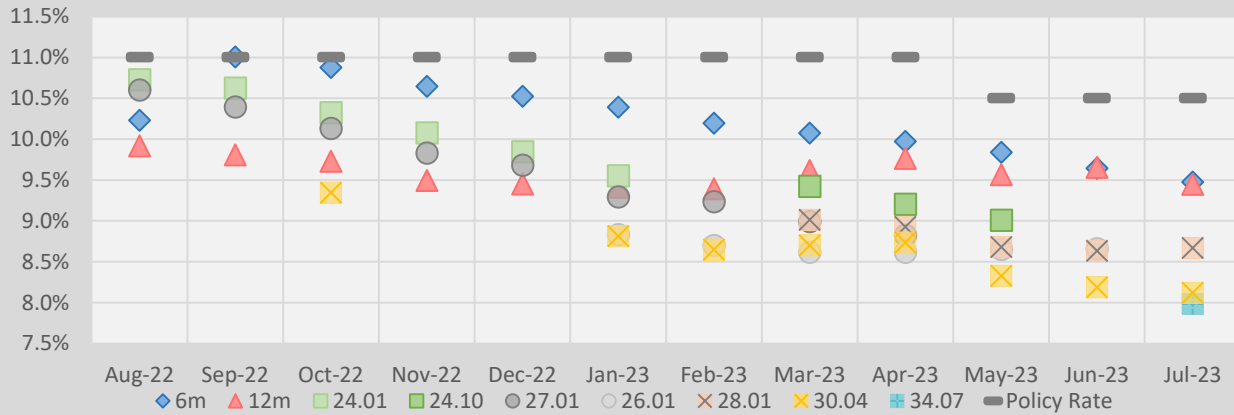
## Dynamics of Net Issuance



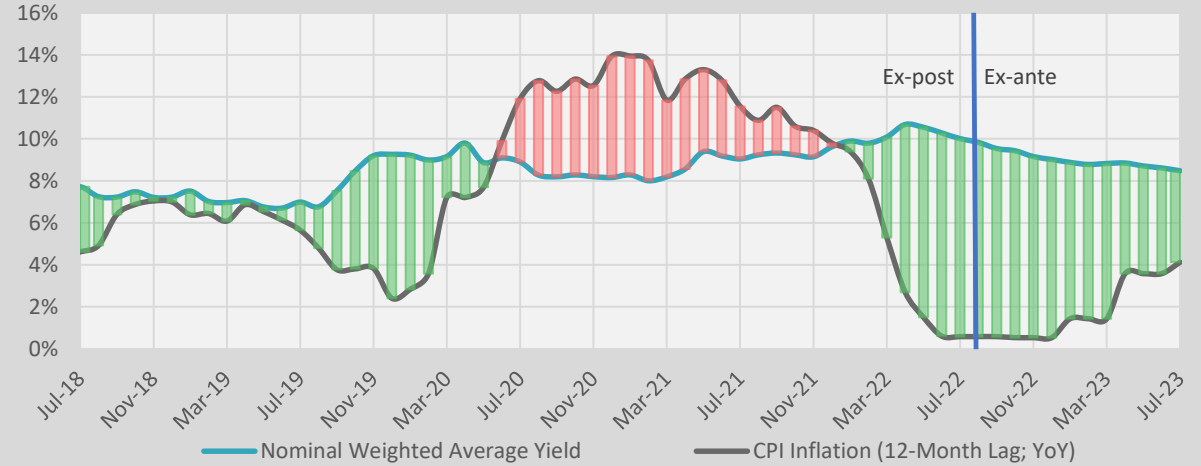


# Domestic Debt: Treasury Auction Indicators

## Dynamic of Treasury Yields (Last 12 Months)

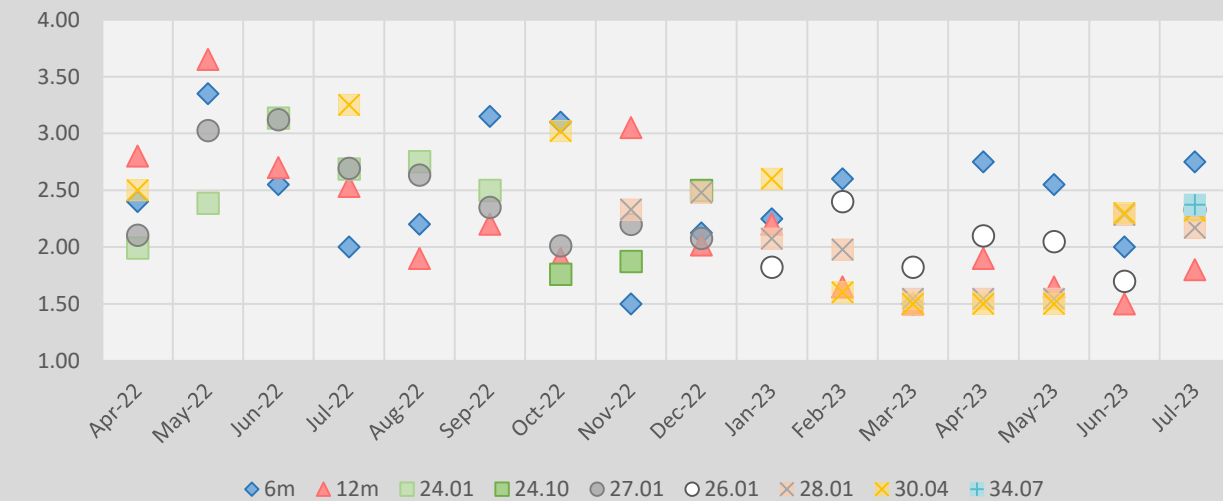


## Yields and Inflation\*

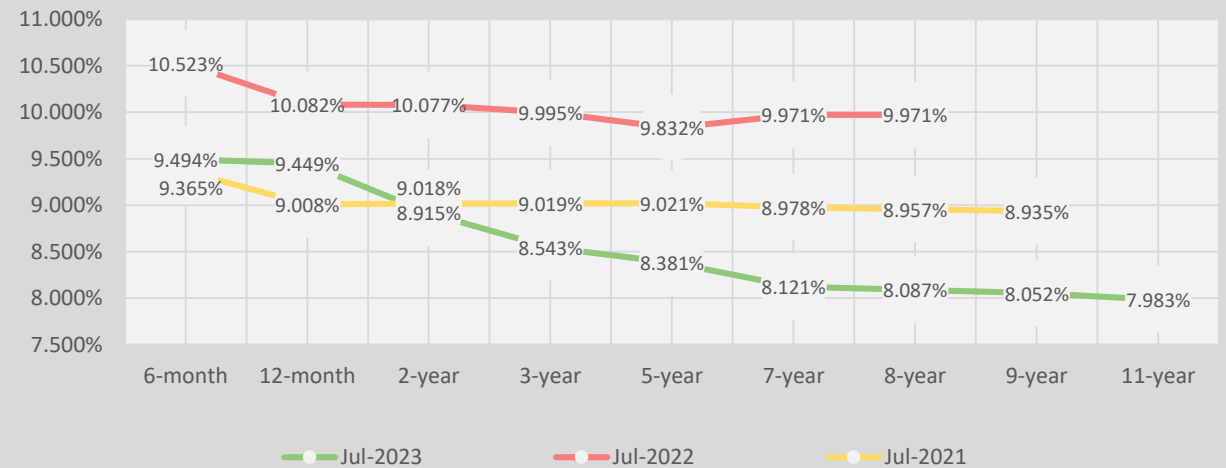


\*NBG Expectations from July 2022

## Coverage Ratio

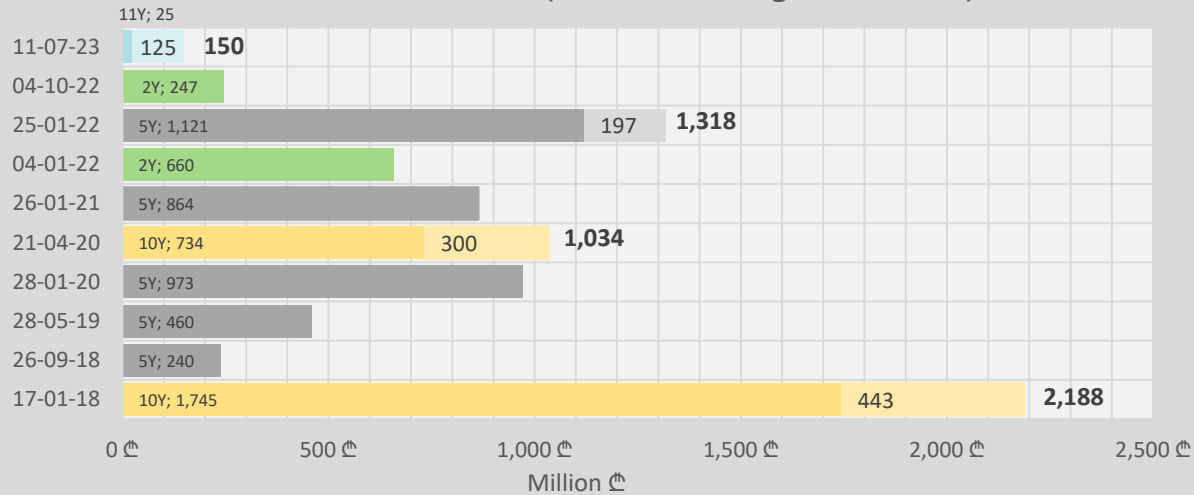


## Yield Curves by Residual Maturity

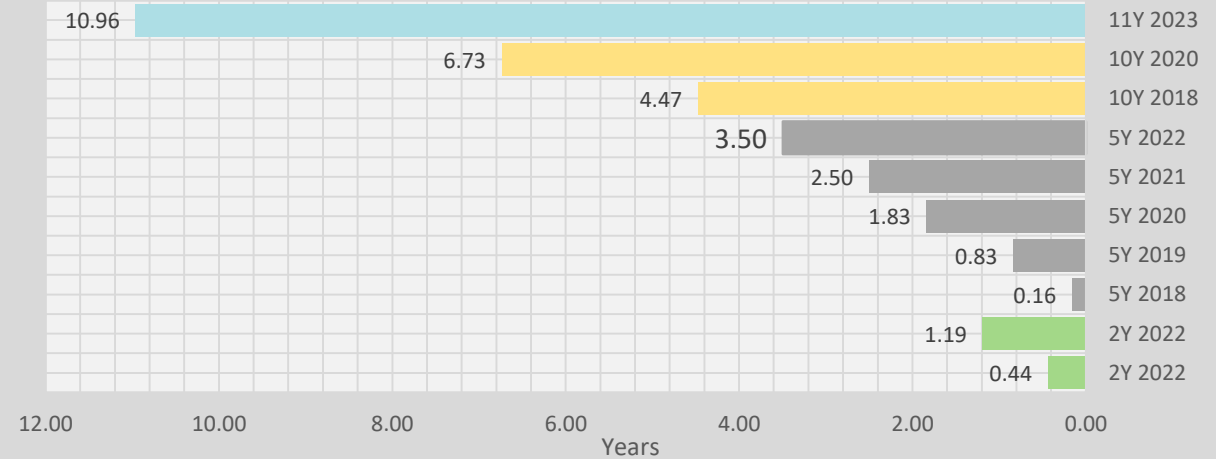


# Domestic Debt: Benchmark Bonds and Key Points

## Evolution of Benchmarks (Issued and Target Amounts)



## Remaining Maturity of Active Benchmarks



## Key Highlights

- 2022** Enhancing the Primary Dealers Pilot Program by adding the 2-year benchmark bonds
- 2021** Issuing Georgia's third \$500m 5-year Eurobond, listed in London Stock Exchange
- 2020** Establishing Primary Dealers Pilot Program (Only 5-year benchmark bonds were included in the beginning)
- 2019** Publishing ever first Medium-Term Debt Management Strategy  
Deploying the Buyback Operations
- 2018** Starting issuance of Benchmark Bonds

## General Rules of Treasury Auction

- Auctions are conducted according to the Multiple Price Method;
- The submission of bids must take place fifteen (15) minutes prior to the auction;
- Investors other than the local commercial banks can take part via these banks;
- Maximum volume of each non-competitive bid – GEL 50,000;
- The total amount of bank's own bids must not exceed 75% of the issue;
- The total amount of single client's bids must not exceed 75% of the issue;
- Minimum volume of one competitive bid amounts GEL 50,000;
- Only primary dealers have the right to participate in the auctions of 5-year benchmark bonds.

# Domestic Debt: Auction Calendar and PDs

Auction Number	Auction Date	Settlement Date	Issue Volume	Remaining Maturity (Years)	Redemption Date	Coupon	ISIN	Issue Type
31	04/07/2023	06/07/2023	20,000,000.00	0.5	04/01/2024	-	GETD24104315	Initial
32	04/07/2023	06/07/2023	40,000,000.00	3.6	27/01/2027	9.750	GETC27127058*	Re-opening
33	11/07/2023	13/07/2023	20,000,000.00	1.0	11/07/2024	-	GETD24711333	Initial
34	11/07/2023	13/07/2023	25,000,000.00	11.0	13/07/2034	8.000	GETC34713346	Initial
35	18/07/2023	20/07/2023	60,000,000.00	6.8	23/04/2030	10.250	GETC30423171	Re-opening
36	25/07/2023	27/07/2023	90,000,000.00	4.5	18/01/2028	9.375	GETC28118049*	Re-opening
37	01/08/2023	03/08/2023	20,000,000.00	0.5	01/02/2024	-	GETD24201376	Initial
38	01/08/2023	03/08/2023	40,000,000.00	3.5	27/01/2027	9.750	GETC27127058*	Re-opening
39	08/08/2023	10/08/2023	20,000,000.00	1.0	08/08/2024	-	GETD24808394	Initial
40	08/08/2023	10/08/2023	25,000,000.00	10.9	13/07/2034	8.000	GETC34713346	Re-opening
41	15/08/2023	17/08/2023	60,000,000.00	6.7	23/04/2030	10.250	GETC30423171	Re-opening
42	22/08/2023	24/08/2023	90,000,000.00	4.4	18/01/2028	9.375	GETC28118049*	Re-opening
43	05/09/2023	07/09/2023	20,000,000.00	0.5	07/03/2024	-	GETD24307439	Initial
44	05/09/2023	07/09/2023	40,000,000.00	3.4	27/01/2027	9.750	GETC27127058*	Re-opening
45	12/09/2023	14/09/2023	20,000,000.00	1.0	12/09/2024	-	GETD24912451	Initial
46	12/09/2023	14/09/2023	25,000,000.00	10.8	13/07/2034	8.000	GETC34713346	Re-opening
47	19/09/2023	21/09/2023	60,000,000.00	6.6	23/04/2030	10.250	GETC30423171	Re-opening
48	26/09/2023	28/09/2023	90,000,000.00	4.3	18/01/2028	9.375	GETC28118049*	Re-opening

\* - Designated Benchmark Bond for Market Making Pilot Program.

## Primary Dealers

JSC Bank of Georgia

JSC Basisbank

JSC Liberty Bank

JSC TBC Bank



MINISTRY OF FINANCE  
OF GEORGIA

Address 16 V. Gorgasali Street, Tbilisi, 0114

Email [fo@mof.ge](mailto:fo@mof.ge)

Website [www.mof.ge](http://www.mof.ge)